





















Le compte est bon









Cycle 1

Les nombres à tirer

- Tirer 6 cartes
- On peut proposer aux élèves des récipients contenant des cubes représentant la quantité tirée

1		3		3	
1		4		4	
2		5		1	
2		5		10	

1	•	5		9	
2	• •	6		10	
3	• • •	7		11	
4	•• ••	8		12	

1	•	5		9	
2	• •	6		10	
3	• • •	7		11	
4	•• ••	8		12	

Quelques exemples de nombres cibles

